



NISSAN NIGHTMOVES 2021

SERVICE, REFUEL and SPECTATOR INSTRUCTIONS

THE DOs & DON'Ts OF SPECTATING (Please read)


1. Cars under competition conditions can lose control and leave the defined road at any time. Do not stand in any areas which are not authorised or which are contrary to the advice of the organisers and officials/marshals.
2. Be prepared. Weather wise, bring hats, ground cover, sun screen and protection in case of rain or cold weather. Food and drink outlets may be provided at the spectator point (refer spectator instructions), but if not, ensure you have some of your own food and drinks available.
3. Park your car sensibly so that it will not obstruct emergency vehicles, competitors, service crews or other spectators. In all cases obey parking instructions given by supervising officials. It is usually best to park your car facing the way out.
4. Do not try to emulate rally drivers. Remember that if you give cause for complaint, it will reflect badly on the rally and the sport as a whole. Drive carefully both to and from spectator viewing areas, and be ready to give way, if necessary, on narrow stretches of road.
5. Please do not take dogs or young children to spectator points. If you have to, make sure they are completely under your control and please make sure that animals and children do not get in the way of competing cars or mechanics or officials when they are working.
6. Fires for personal warmth are allowed. Please do not use any wood that has been cut – only fallen wood. Do not smoke near a car that is being serviced or refueled.
7. At all times keep clear of controls, including from the timing marker to the control area. If control officials ask you to move, please help them by doing so - remember they have a job to do which can be difficult enough as it is. If you do want to see a control point in action, remember to stand well back from the control area.
8. Take your entire litter home with you - it is handy to have a bag or carton in your boot. Cans and paper do not help beautify our forests.
9. At service points do not crowd mechanics when they are working. They would not appreciate it. Neither will you if someone drops a wheel or a sump guard on your foot!

SPECTATOR INSTRUCTIONS (Please Read)

1. Spectators are directed to view the cars whilst standing within the markers indicating the limits of the controlled spectator area - spectating outside those areas indicated is prohibited.
2. Spectators must not stand in prohibited areas and must always stand behind the bunting or barriers which mark the spectator area.
3. The instructions of the Spectator Marshals must be obeyed. The Spectator Marshall has the power to have a stage postponed until the spectator point is controlled to his / her satisfaction.
4. It is prohibited to ignore the spectator instructions and find your own way around. Not only is there a danger of meeting up with an oncoming rally vehicle, but many roads have wash-aways, collapsed bridges, etc. which are potentially hazardous for the driver. The main spectator route has been surveyed and is safe.

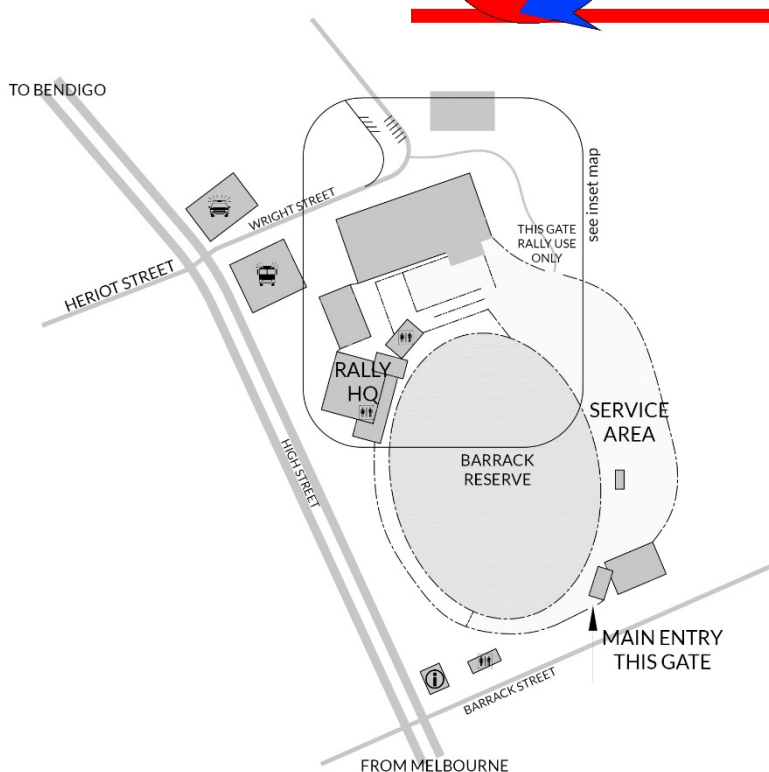
EVENT SCHEDULE	FIRST CAR DUE AT	YOUR CAR DUE AT	To calculate your car due time: 2 x car's number - 2 minutes after car 1 eg. car 15: 15x2 = 30 - 2 = 28 minutes after car 1
Competing Crews arrive at Barrack Reserve	approx. 2.30pm		
First Car Leaves Barrack Reserve	5.45pm		
Spectator Point 1	6.10pm		
Refuel Point 1	6.30pm		
Service	8.00pm		
Spectator Point 2	9.10pm		
Refuel Point 2	9.30pm		
Finish	11.15pm		

Spectator, Service and Refuel Point Overall Map



Windscreen Deals

"Quality at the Right Price"



NOTE ON WILDLIFE

Please be aware that there is a lot of Wildlife in this area. Use extreme care when driving – including in the built-up areas.

SPECTATOR POINT


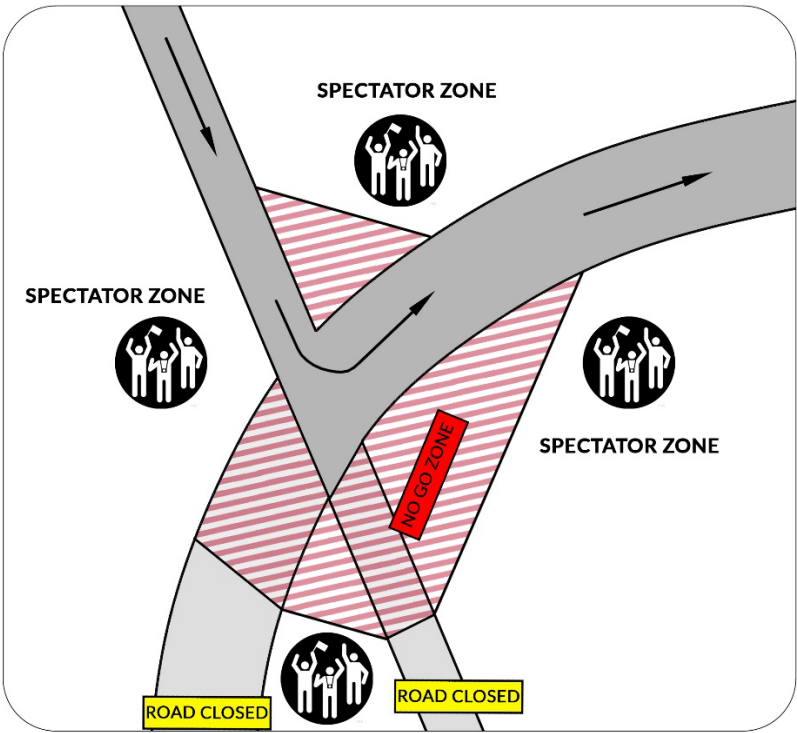
Use the following route chart, map on previous page or QR code for directions to the Spectator Point. This is used TWICE in the event as per the schedule on page 2.

Allow 20 minutes to get to the spectator point. Drive with care and consideration for other road users, WILDLIFE and the surface of the road.

TOTAL	PART	INFORMATION	SIGNPOST
0.00		SO (Barrack Reserve on Right)	
0.65	0.65	TR at Cross Roads	Chauncey St
1.05	0.40	SO at Cross Roads (Showgrounds on Right)	
5.85	4.80	Turn Left	Plantation Rd
7.39	1.54	Start Gravel	(Plantation Rd)
9.87	2.48	SO and Follow Main Gravel	(Plantation Rd)
11.41	1.54	SO and Follow Main Gravel	(Damper Dam Tk)
13.99	2.58	Keep Right	(Stoney Crossing Tk)
15.69	1.70	Spectator Point Please perform u-turn and park on the left side of the road, facing the way you came.	

Cars approach very quickly from a narrow forest road and Turn left onto a very fast, main gravel road. There is a gutter so some care will need to be taken. If crews overshoot, another gutter is ready to catch them out.

Remember: obey the instructions from the Spectator Marshalls. Please stay behind bunting where directed.



This QR code can be read with a phone/tablet and is clickable when viewed on phone or PC

REFUEL POINT

Use the following route chart, map on previous page or QR code for directions to the Refuel Point. This is used TWICE in the event as per the schedule on page 2.

Allow 25 minutes to get to the refuel point. Drive with care and consideration for other road users, WILDLIFE and the surface of the road.

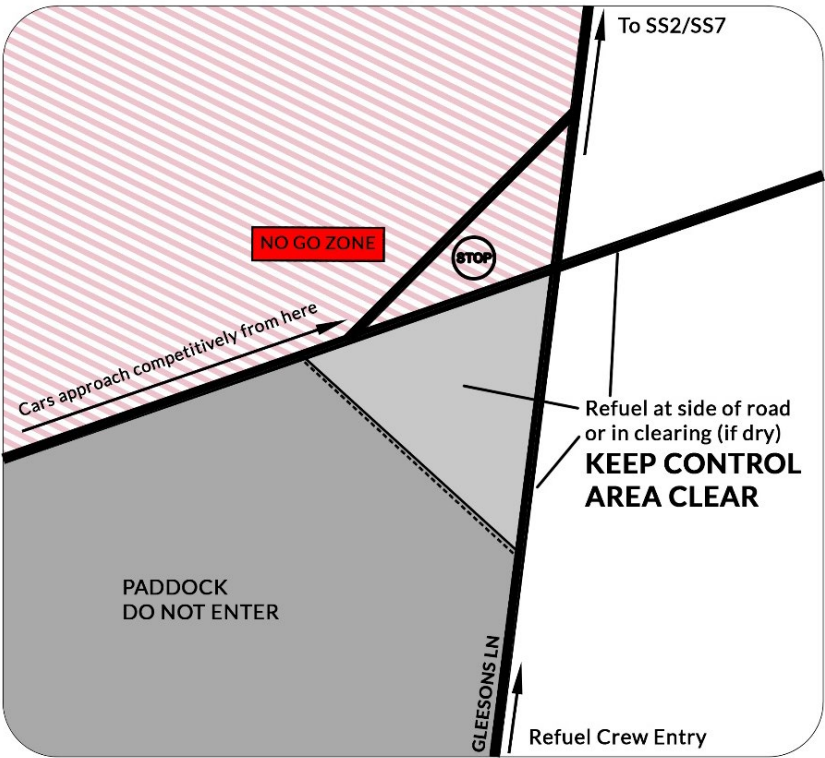
TOTAL	PART	INFORMATION	SIGNPOST
0.00	0.00	SO (Barrack Reserve on Right)	
0.65	0.65	Turn Right at Cross Roads	Chauncey St
1.05	0.40	SO at Cross Roads (Showgrounds on Right)	
5.85	4.80	SO	(Plantation Rd)
6.81	0.96	Start Gravel	
7.25	0.44	Keep Left on Main Gravel	
11.30	4.05	SO and Start Bitumen	(Bradleys Ln)
11.88	0.58	Road Goes Left	
11.98	0.10	Turn Right	(Donellys Ln)
12.10	0.12	Turn Left onto Main Road	Heathcote-Nagambie Rd
12.35	0.25	Keep Right on Main Road	(Costerfield-Redcastle Rd)
16.05	3.70	Turn Left off Main Road and then Follow Main Gravel	Gleesons Ln
19.81	3.76	Turn Left at Cross Roads and Follow Main Gravel	
23.25	3.44	Refuel Point 1 and 2	

Cars will finish the Special Stage and are directed to TURN LEFT into refuel area. Refuel where safe to do so either in the clearing next to the control (if it is dry enough) or at the side of the road.


PLEASE KEEP CLEAR OF THE FINISH CONTROL!

Please take all precautions to avoid spilling fuel.

Cars have 10 minutes allowed for Refuel within their Liaison time.



This QR code can be read with a phone/tablet and is clickable when viewed on phone or PC



RISK WARNING AND ASSUMPTION OF RISK

Motor Sport Activities are inherently dangerous recreational activities and there is significant risk of injury, disability or death. If you do not wish to be exposed to such risks, then you should not participate in Motor Sport Activities. I acknowledge that:

- the risks associated with attending or participating in Motor Sport Activities include but are not limited to the risk that I may suffer harm as a result of:
- motor vehicles (or parts of them) colliding with other motor vehicles or persons or property;
- others participants acting dangerously or with lack of skills; high levels of noise exposure;
- acts of violence and other harmful acts (whether intentional or inadvertent) committed by persons attending or participating in the event; and
- the failure or unsuitability of facilities (including grand-stands, fences and guard rails) to ensure my safety.

EXCLUSION OF LIABILITY, RELEASE & INDEMNITY

In exchange for being able to attend or participate in Motor Sport Activities, I agree:

- to release CAMS and the Entities to the extent that any or all of them are providing Recreational Services from all liability for:
- my death;
- any physical or mental injury (including the aggravation, acceleration or recurrence of such an injury);
- the contraction, aggravation or acceleration of a disease;
- the coming into existence, the aggravation, acceleration or recurrence of any other condition, circumstance, occurrence, activity, form of behaviour, course of conduct or state of affairs:
- that is or may be harmful or disadvantageous to me or the community; or
- that may result in harm or disadvantage to me or the community, howsoever arising from my participation in or attendance at the Motor Sport Activities;
- to indemnify and hold harmless and keep indemnified CAMS and the Entities to the maximum extent permitted by law in respect of any Claim by any person;
- to be bound to the rules, regulations and policies of the Entities; and
- to attend at or participate in the Motor Sport Activities at my own risk.

I understand that:

- nothing in this document excludes, restricts or modifies any rights that I may have as a result of significant personal injury that is caused by the Reckless Conduct of CAMS and the Entities as the supplier of Motor Sport Activities / Recreational Services;
- nothing in this document prevents the Entities from relying on any laws (including statute and common law) that limit or preclude their liability;
- nothing in this document excludes any term or guarantee which under statute cannot be excluded; however the liability of the Entities is limited to the minimum liability allowable by law;
- nothing in this document precludes me from making a claim under a CAMS insurance policy where I am expressly entitled to make a claim under that insurance policy; and
- CAMS has arranged some limited personal injury insurance coverage which may provide me with some protection for loss, damage or injury that I may suffer during my participation in the Motor Sport Activities. However, I acknowledge and accept that the insurance taken out by CAMS may not provide me with full indemnity for loss, damage or injury that I may suffer during my participation in the Motor Sport Activities, and that I may have to pay the excess if a Claim is made under an insurance policy on my behalf. I agree that my own insurance arrangements are ultimately my responsibility and I will arrange any additional coverage at my expense after taking into account CAMS insurance arrangements, this document and my own circumstances.